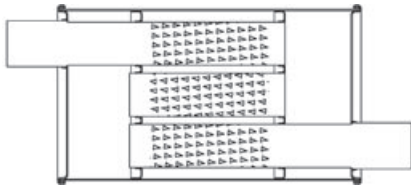


Offset/Offset Configuration

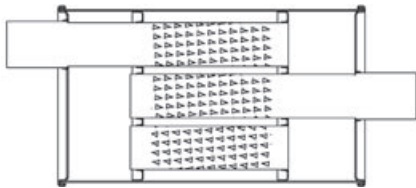


In/Out	Length	Case	S	Part
38mm 38mm	300mm	175 x 85	2	VM30000V
41mm 41mm	350mm	220 x 120	∅	VQ34700V
44mm 44mm	350mm	220 x 100	∅	VL35700Y
	400mm	220 x 120	2	VQ35000Y
	400mm	220 x 100	∅	VL40900Y
	400mm	220 x 120	2	VQ40000Y
51mm 51mm	350mm	200 x 100	2	VL30000Z
	350mm	200 x 100	∅	VL35700Z
	400mm	200 x 100	2	VL40000Z
	400mm	220 x 120	2	VQ40000Z
	400mm	220 x 120	∅	VQ41900Z
	500mm	300 x 100	1	V K 1 2 5 2
57mm 57mm	350mm	220 x 120	∅	VQ35700H
	400mm	250 x 100	2	V K ∅ 5 7 ∅
	500mm	300 x 100	1	V K 1 2 1 8

VK1218 & VK1252 have outlet stub and Falcon mount on rear plate.

VL40900Y, VQ34700V, VQ41900Z have internal resonator

Offset/Centre Configuration

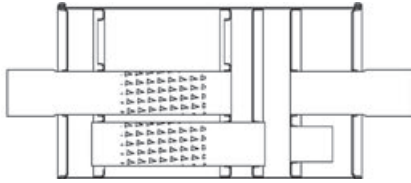


In/Out	Length	Case	S	Part
38mm 38mm	250mm	200 x 100	2	VL2600CX
41mm 41mm	350mm	220 x 120	∅	VQ3470CV
44mm 44mm	350mm	220 x 100	∅	VL3570CY
	350mm	220 x 120	2	VQ3500CY
	400mm	220 x 100	∅	VL4090CY
	400mm	220 x 120	2	VQ4000CY
51mm 51mm	350mm	200 x 100	2	VL3000CZ
	350mm	200 x 100	∅	VL3570CZ
	400mm	200 x 100	2	VL4000CZ
	400mm	220 x 120	2	VQ4000CZ
	400mm	220 x 120	∅	VQ4190CZ
	400mm	220 x 120	∅	VQ4190CZ
57mm 57mm	350mm	220 x 120	∅	VQ3570CH
	400mm	250 x 100	2	V K ∅ 5 6 8

VL4090CY, VQ4190CZ, & VQ3470CV have internal resonator.

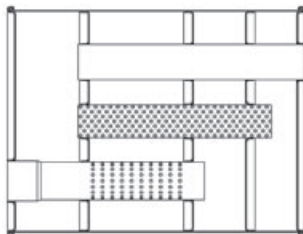
*Ideal for twin cam & Vtec engines.
For larger diameters use turbo design with triple flow baffle plus fibreglass.*

Centre/Centre Configuration



In/Out	Length	Case	S	Part
44mm 44mm	400mm	175 x 85	2	VM400SYE
51mm 51mm	400mm	200 x 100	2	VL400NA

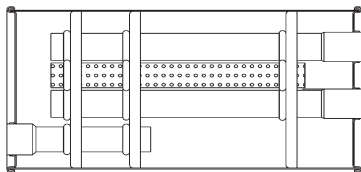
OE Design - Single In/Single Out



In/Out	Length	Case	S	Part
51mm 44mm	400mm	300 x 150	Ø	VJ0481
51mm 44mm	400mm	300 x 150	Ø	VJ0098
51mm 44mm	400mm	300 x 150	Ø	VJ0099

- VJ0481** - Driver side inlet, centre outlet
- VJ0098** - Passenger side inlet, centre outlet
- VJ1193** - OE style offset inlet and outlet

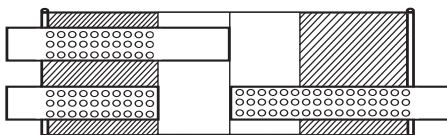
OE Design - Single In/Dual Out



In/Out	Length	Case	S	Part
44mm 38/38	350mm	220 x 120	Ø	VQ0482
44mm 38/38	400mm	300 x 150	Ø	VJ1019
54mm 38/38	420mm	300 x 150	Ø	VJ0660

- VQ0482** - Passenger side inlet with RH offset outlets
- VJ1019** - Centre inlet with centre spaced outlets
- VJ0660** - Drivers side inlet with LH offset outlets

Other



In/Out	Length	Case	S	Part
51mm 51mm	450mm	200 x 100	3	VL450TZ

In top one end, dual bottom outlets both ends.