

**121**

**1986 – 1990**

3dr Hatch  
4 Cyl Petrol  
1300cc

MZ2075



**121**

**1990 – 1996**

5dr Hatch  
4 Cyl Petrol  
1300cc EFi  
16v

MZ2085



**323**

**1981 – Oct 85**

Sedan / Hatch  
4 Cyl Petrol  
1100cc / 1300cc / 1500cc  
E Series Engine

FO0152  
(not 1500cc)



FO0154



GK2151

FP0264 Sedan  
FP0265 Hatch



C05

Not 1600cc DOHC. FO0153 Int pipe N/A

**323 BW BT**

**1985 – on**

Sedan / Hatch / Wagon  
4 Cyl Petrol  
1300cc / 1500cc  
E & B Series Engine

FP6166  
(B series only)



CN5165

FO0183



GK2151

FO0184



FP0275 Sedan  
FP0276 Hatch  
FP0277 Wagon



C06

**323 BW BT BV**

**1986 – 1990**

Sedan / Hatch  
4 Cyl Petrol  
1600cc EGi DOHC  
B Series Engine

FO0194



GK2151

C06

Ghia, LTD, GT models, 41mm Tailpipe

## 323 Familia


**1989 – 1994**

*Sedan*

4 Cyl Petrol

1500cc DOHC EFi

FO2628



GK2151

*BG5 Model*

## 323 Familia Astina GT

**1989 – 1994**

*Hatch*

4 Cyl Petrol

1500cc / 1800cc

DOHC EFi

MZ2320



GK2151

*BG5S model. Twin tailpipes*

## 323 Astina

**1990 – 1994**

*Sedan / 5dr Hatch*

4 Cyl Petrol

1300cc / 1600cc

16 Valve SOHC - No EGi

FO2465

FO2555



GK2151

*Most Imports called Astina*

## 323

**1990 – 1994**

*3dr Hatch*

4 Cyl Petrol

1300cc

16 Valve SOHC - No EGi

MZ2076



GK2151

## 323 Astina

**1994 – 1998**

*Sedan*

4 Cyl Petrol

1600cc / 1800cc

DOHC

FO2641

FO2631



CN5468

CN5468

CT75

**For any model not listed please call our sales office**

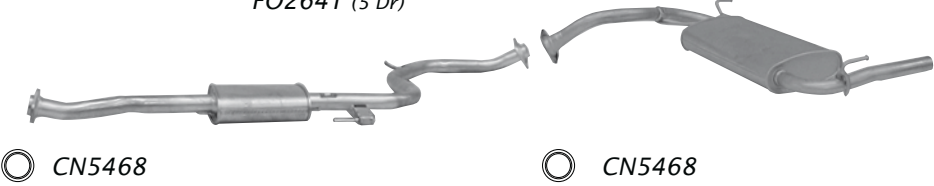
**323**

**Oct 94 – 1998**

Hatch  
4 Cyl Petrol  
1600cc / 1800cc  
DOHC

FO2646 (3 Dr)  
FO2641 (5 Dr)

FO2636



CT75

**626**

**1986 – Nov 87**

Sedan  
4 Cyl Petrol  
2000cc DOHC  
EGi

FP0273

FO0160



Known as LTD Hatch or GT Sedan

**626**

**1986 – Nov 87**

Hatch  
4 Cyl Petrol  
2000cc DOHC  
EGi

FP6168

FO0190



Known as LTD Hatch or GT Sedan

**626 LX**

**1987 – 1992**

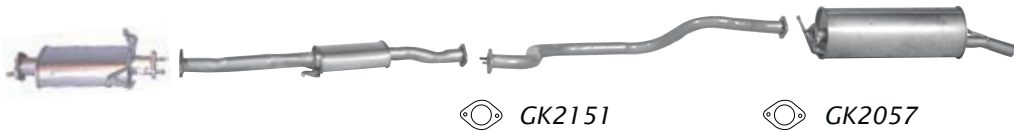
Sedan / Hatch / Wagon  
4 Cyl Petrol  
1800cc / 2000cc  
SOHC Without EGi

FO2590  
(1987-90 Auto Only)  
(1990-92 All)

FO0169

FP6174

FO0170 Sedan  
FO0170 Hatch  
FO0171 Wagon



Also called Orion

**626**

**1988 – 1992**

Sedan / Hatch  
V6 Petrol  
2500cc  
DOHC with EGi

FP6105

FO2589



Twin Tailpipes - also fits 2200cc Turbo

## 626

**1992 – 1997**

*Sedan / Hatch*

*4 Cyl Petrol*

*1800cc / 2000cc*

*DOHC*

FO2494

FO2500



 GK2057

## 626

**1992 – 1997**

*Sedan / Hatch*

*V6 Petrol*

*2500cc Quad Cam*

FO2752



 GK2057

## B2000

**1985 – 1989**

*Ute / Cab Plus*

*4 Cyl Petrol or Diesel*

*2000cc / 2200cc*

*LWB*

FO2600

FP6375



 GK2151

 GK2151

## B2600 (Marvie Proceed)

**Apr 90 – 1996**

*Single Cab / Double Cab*

*4 Cyl Petrol*

*2000cc / 2200cc / 2600cc*

*2WD / 4WD*

FO5527 (2WD)

FO4572 (4WD)

FO5266



 GK2151

 GK2151

*2000cc & 2200cc 12 valve is NZ new. 2600cc EFi petrol is import*

## Bravo

**May 96 – Oct 98**

*Ute / Cab & Chassis / Super Cab*

*4 Cyl Diesel*

*2500cc*

*2WD / 4WD*

FO4652

FP4656



 GK2057

 GK2151

**For any model not listed please call our sales office**


**E1800 E2000**

**Jan 84 – Jun 88**

Van  
4 Cyl Petrol  
1800cc / 2000cc  
SWB

FO0178

FP6359



2220mm wheelbase, Single rear wheels. Adapt FO0178 to fit imports with cat

**E1800 E2000 E2200**

**Jan 84 – May 96**

Van  
4 Cyl Petrol & Diesel  
1800cc, 2000cc, 2200cc  
STD Wheel Base

FO0178

FP6395



2400mm wheelbase, Single rear wheels. Adapt FO0178 to fit imports with cat

**E2000 E2200**

**1984 – Jun 88**

Van  
4 Cyl Petrol & Diesel  
2000cc, 2200cc  
LWB

FO0178

MP6273



2600mm wheelbase, Single rear wheels

**Lantis**

**1994 – 1996**

5dr Hatch  
V6 Petrol  
1800cc

MZ9303

