





Joiners & Collectors





SINGLE	PART#	ID
	PJSØ76	76mm 3"
	PJSØ88	88mm 3½"
	PJS101	101mm 4"
	PJS127	127mm 5"


DOUBLE	PART#	ID
	PJDØ76	76mm 3"
	PJDØ88	88mm 3½"
	PJD101	101mm 4"
	PJD127	127mm 5"
	PJD152	152mm 6"


LIPPED FLARE	PART#	ID
	LFØ76	76mm 3"
	LFØ88	88mm 3½"
	LF101	101mm 4"


LIPPED FLARE EXPANDED	PART#	ID
	LFØ88E	88mm 3½"
	LF101E	101mm 4"
	LF127E	127mm 5"


REDUCER	PART#	ID
	PR 5163	51-63mm
	PR 5176	51-76mm
	PR 6376	63-76mm
	PR 7688	76-88mm
	PR 76101	76-101mm
	PR 88101	88-101mm
	PR101114	101-114mm
	PR101127	101-127mm
	PR127152	127-152mm


2 into 1	PART#	INLET	OUTLET
	HY3838	38mm 1½"	51mm 2"
	HY4141	41mm 1⅝"	51mm 2"
	HY4444	44mm 1¾"	57mm 2¼"
	HY4747	47mm 1⅞"	63mm 2½"
	HY5151	51mm 2"	63mm 2½"
	HY5757	57mm 2¼"	76mm 3"
HY6363	63mm 2½"	76mm 3"	


3 into 1	PART#	INLET	OUTLET
	HC338	38mm 1½"	57mm 2¼"
	HC341	41mm 1⅝"	63mm 2½"
	HC344	44mm 1¾"	63mm 2½"
	HC351	51mm 2"	76mm 3"

4 into 1	PART#	INLET	OUTLET
	HC438	38mm 1½"	57mm 2¼"
	HC441	41mm 1⅝"	63mm 2½"
	HC444	44mm 1¾"	63mm 2½"
	HC451	51mm 2"	101mm 4"
	HC457	57mm 2¼"	101mm 4"

Pressed Cones	PART#	INLET	OUTLET
	CONE51	51mm 2"	63mm 2½"
	CONE63	63mm 2½"	76mm 3"
	CONE68	63mm 2½"	88mm 3½"

2 into 1	MILD	STAINLESS	INLET
	TC238	TC238SS	38mm 1½"
	TC241	TC241SS	41mm 1⅝"
	TC244	TC244SS	44mm 1¾"
	TC251	TC251SS	51mm 2"

3 into 1	PART#	INLET	OUTLET
	TC338	TC338SS	38mm 1½"
	TC341	TC341SS	41mm 1⅝"
	TC344	TC344SS	44mm 1¾"
	TC351	TC351SS	51mm 2"

4 into 1	PART#	INLET	OUTLET
	TC438	TC438SS	38mm 1½"
	TC441	TC441SS	41mm 1⅝"
	TC444	TC444SS	44mm 1¾"
	TC447	-	47mm 1⅞"
	TC451	TC451SS	51mm 2"
	TC457	-	57mm 2¼"

autobend

Branches in Auckland and Christchurch
 Ph 0800 288 623 Fax 0800 737 979
 sales@autobend.co.nz | www.autobend.co.nz

mufflers

headers

laser cutting

tube bending