

TURBO FLANGES

FL2452

NOTES:

FL2812

NOTES: Kawasaki ZXR750

FL2984

NOTES: FL2038 without centre hole.

FL3116

NOTES: Mitsubishi Cordia

FL3184

NOTES: Garrett T24 Compressor Outlet.

FL3193

NOTES:

FL3900

NOTES: RX7 - Turbo Series 4 RX7 Turbo Outlet.

FL3916

NOTES: Subaru EJ20 Turbo entry Flange.

FL3920

NOTES: Nissan Atlas Truck Front Pipe Flange.

TURBO FLANGES



FL4060

NOTES: Small Bolt Hole Version of FL4059

FL4090

NOTES: T3 Entry

FL4091

NOTES: FL4090 with no Bolt Holes

FL4092

NOTES: Turbo exhaust Flange.

FL4093

NOTES: IHI VJ6 Turbo Outlet Exhaust.

FL4094

NOTES: Mazda B6 Turbo - Exhaust Inlet.

FL4116

NOTES: Subaru LEGACY - EJ20 63mm Twin Turbo

FL4117

NOTES: Subaru LEGACY EJ20 Twin Turbo

FL4143

NOTES: Tial Sports Wastegate Inlet Side

FL4147

NOTES: Master-power T3 Outlet

TURBO FLANGES

FL4148

NOTES: Graham Berry Race Car 4 Bolt Flange.

FL4149

NOTES: FL4090 (T3) but with custom shaped ports.

FL4150

NOTES: VY Twin COMMODORE V8

FL4151

NOTES: VE COMMODORE BB V8

FL4152

NOTES: T28 (no bolt holes.)

FL4155

NOTES: Nissan RB30DETT Garrett 300ZX (1990)

FL4890

NOTES: Toyota CELICA ST205 Throttle Body Flange.

FL4891

NOTES: Toyota SUPRA 7MGTE (Unavailable)

FL4892

NOTES: Garrett T51R Flange Turbo Inlet.

FL4893

NOTES: Modified FL4934 for B15 Turbo BPT

TURBO FLANGES



FL4894

NOTES: FL4928 with bridge between port. (twin scroll)

FL4895

NOTES: 4 Bolt Turbo Exit Flange. Biagio Turbo. 99mm PCD

FL4896

NOTES: IH1 Turbo entry flange. Seiko 5 RX7

FL4897

NOTES: 4 Port 51mm Hole, 8 x Bolt Hds.

FL4901

NOTES: CM5A GSR Lancer

FL4902

NOTES: Subaru RX Turbo EA82

FL4903

NOTES: Subaru - EA82 Leone Omega

FL4904

NOTES: Mitz - GTO 3000cc Twin Turbo

FL4906

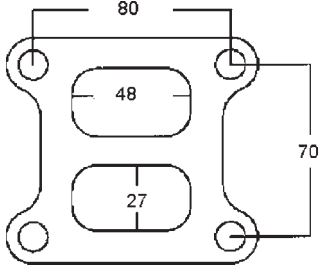
NOTES: T4

FL4907

NOTES: Mitsubishi - Evo 3

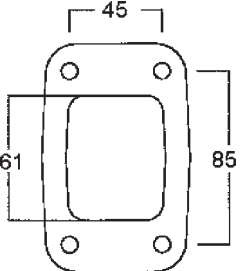
TURBO FLANGES

FL4908



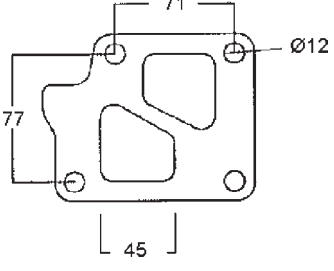
NOTES: Toyota CT26

FL4911



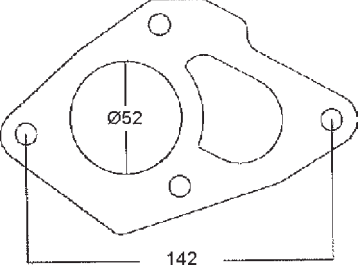
NOTES: Mitsubishi - Custom

FL4913



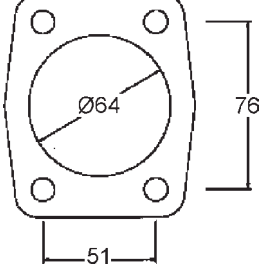
NOTES: Mits Evo 4,5,6,7

FL4914



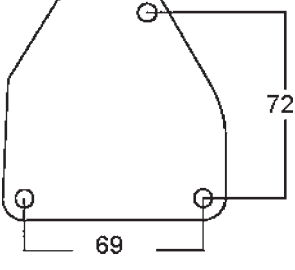
NOTES: Mitsubishi Evo 1-3

FL4915



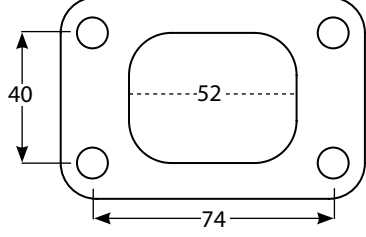
NOTES: Commodore VT

FL4917



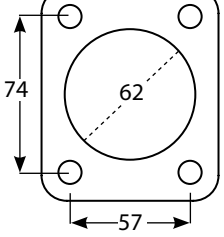
NOTES: RX7 Emission late

FL4918



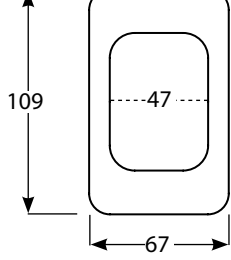
NOTES: T27, T28

FL4919



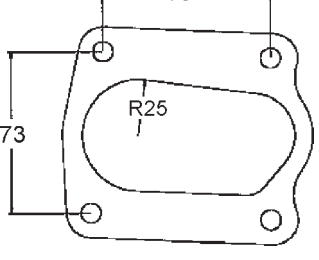
NOTES: TD05H Mitsubishi

FL4920



NOTES:

FL4921



NOTES: Toyota

TURBO FLANGES



FL4922

NOTES: 4 Bolt 101mm Hole GD0002 Muffler.

FL4923

NOTES: T04E

FL4924

NOTES: CT26 Inlet

FL4925

NOTES: Dellorto Carburator Flange.

FL4927

NOTES: Holset

FL4928

NOTES: Holset

FL4929

NOTES: Starlet GT

FL4930

NOTES: GTR Turbo Flange "Custom"

FL4931

NOTES: T4 Exhaust

FL4934

NOTES: B15 Turbo BPT

TURBO FLANGES

FL4935

NOTES: Toyota 3SGTE

FL4937

NOTES: Nissan EXA E15T

FL4938

NOTES: Toyota CT26

FL4940

NOTES: Corvair 6 Cyl

FL4944

NOTES: Garrett GT35/40 Turbo exhaust Flange.

FL4945

NOTES: Garrett 99PCD 64mm hole Turbo Exhaust Flange.

FL4946

NOTES: T3 Turbo Outlet

FL4947

NOTES: SIDE flange 45mm WASTEGATE.

FL4948

NOTES: BOTTOM Flange 45mm WASTEGATE.

FL4949

NOTES: Honda City ER7 Engine Exit Flange

TURBO FLANGES

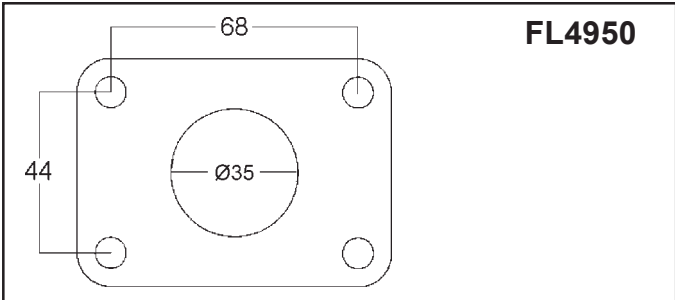


Diagram of turbo flange FL4950. It is a square flange with a central circular opening of diameter $\varnothing 35$. The overall width is 68 and the height is 44. There are four mounting holes, one in each corner.

FL4950

NOTES: HKS 35mm Wastegate Entry Flange

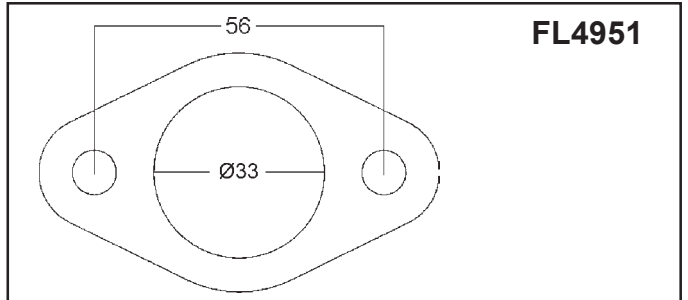


Diagram of turbo flange FL4951. It is a diamond-shaped flange with a central circular opening of diameter $\varnothing 33$. The overall width is 56. There are two mounting holes on the left and right sides.

FL4951

NOTES: HKS 35mm Wastegate

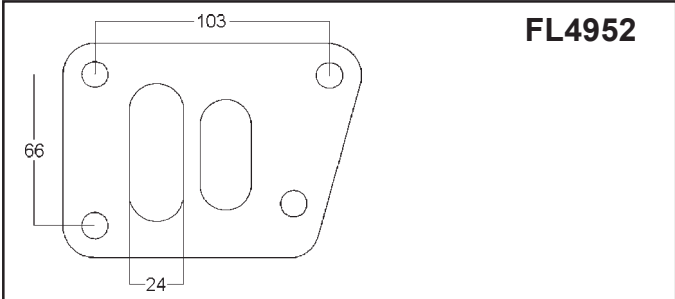


Diagram of turbo flange FL4952. It is a rectangular flange with two vertical oval-shaped openings. The overall width is 103 and the height is 66. The distance between the centers of the oval openings is 24. There are four mounting holes, one in each corner.

FL4952

NOTES: Mazda Series 4 RX7 Entry Flange

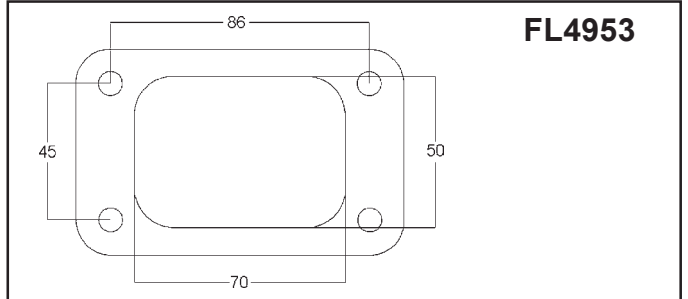


Diagram of turbo flange FL4953. It is a square flange with a central square opening. The overall width is 86 and the height is 50. The distance between the left and right sides of the square opening is 70. There are four mounting holes, one in each corner.

FL4953

NOTES: Masterpower T-70 Entry

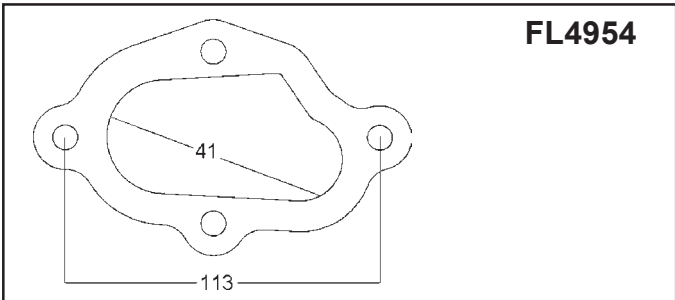


Diagram of turbo flange FL4954. It is a diamond-shaped flange with a central oval opening. The overall width is 113 and the height is 41. There are four mounting holes, one in each corner.

FL4954

NOTES: 1988 Daihatsu Charade GTE1, CB80, 993cc

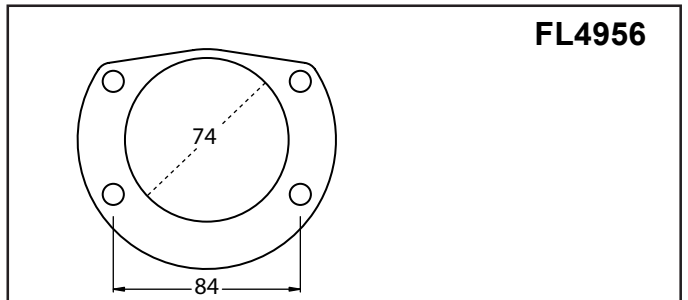


Diagram of turbo flange FL4956. It is a circular flange with a central circular opening of diameter 74. The overall diameter is 84. There are four mounting holes, one in each quadrant.

FL4956

NOTES: Ford - 9 inch Diff Flange.

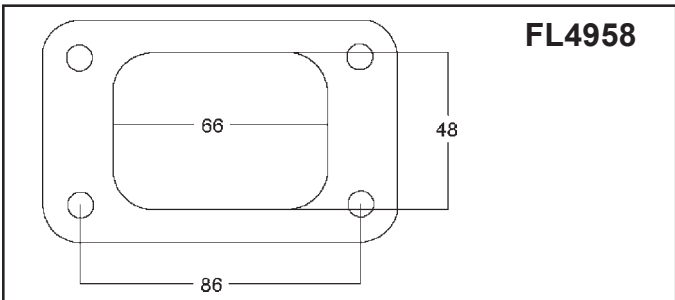


Diagram of turbo flange FL4958. It is a square flange with a central square opening. The overall width is 86 and the height is 48. The distance between the left and right sides of the square opening is 66. There are four mounting holes, one in each corner.

FL4958

NOTES: Turbo Entry

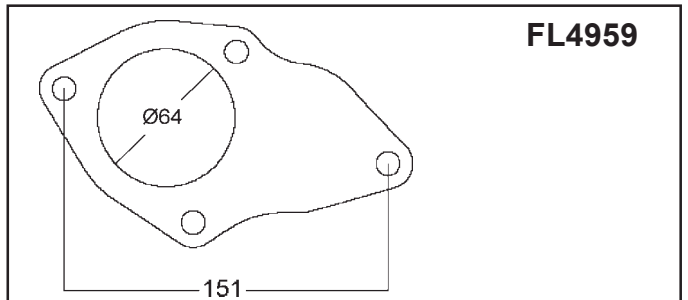


Diagram of turbo flange FL4959. It is a diamond-shaped flange with a central circular opening of diameter $\varnothing 64$. The overall width is 151. There are four mounting holes, one in each corner.

FL4959

NOTES: Mits VR4 Twin Turbo Outlet

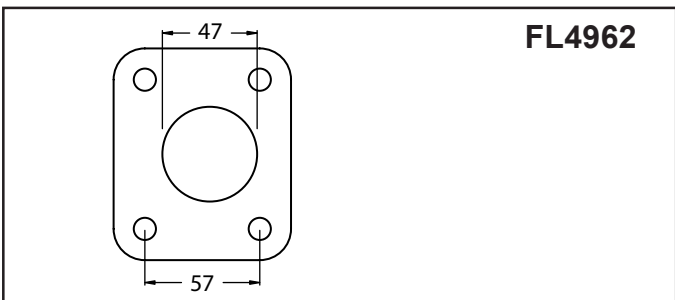


Diagram of turbo flange FL4962. It is a square flange with a central circular opening. The overall width is 57 and the height is 47. There are four mounting holes, one in each corner.

FL4962

NOTES: Mits TD04 Inlet

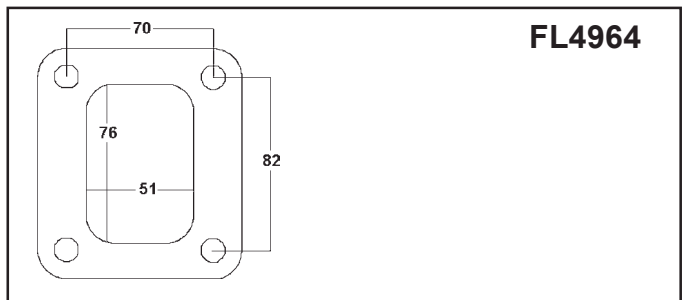


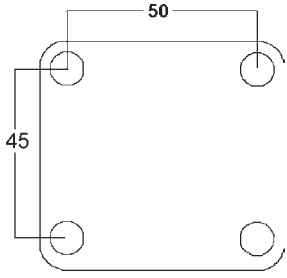
Diagram of turbo flange FL4964. It is a square flange with a central square opening. The overall width is 70 and the height is 82. The distance between the left and right sides of the square opening is 51. There are four mounting holes, one in each corner.

FL4964

NOTES: FL4906 with Single Outlet

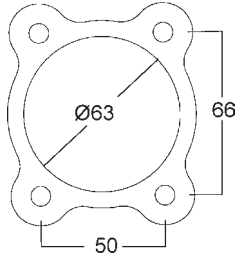
TURBO FLANGES

FL4966



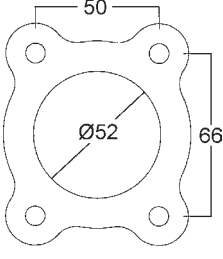
NOTES: FL4143 Without Centre Hole

FL4969



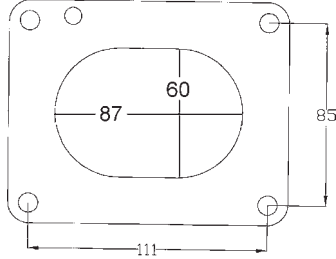
NOTES:

FL4971



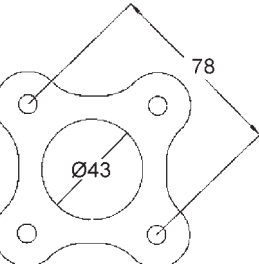
NOTES:

FL4973



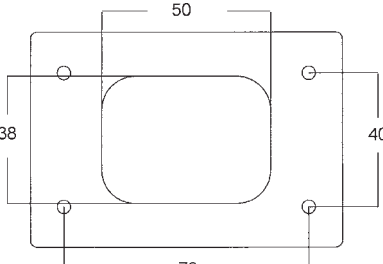
NOTES:

FL4974



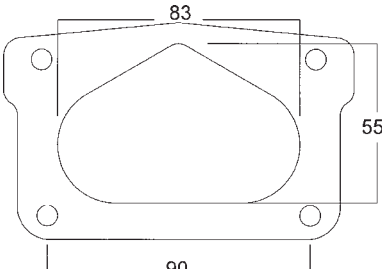
NOTES:

FL4977



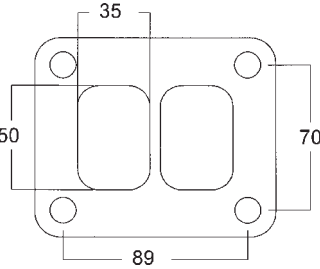
NOTES: T25 Inlet Flange

FL4981



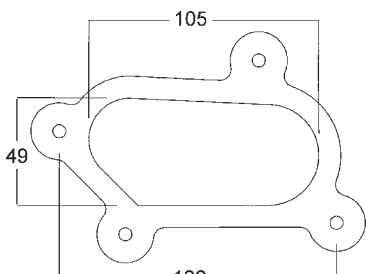
NOTES: Toyota 4AGE Intake Manifold - Supercharged

FL4982



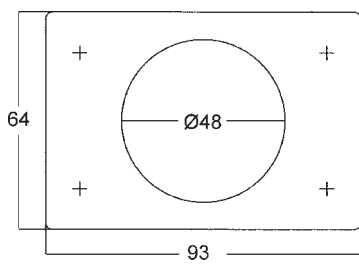
NOTES: T45 Turbo Entry Flange

FL4983



NOTES: CT 12B Exhaust Exit

FL4984



NOTES: T25 Turbo Special 48Ø Hole

TURBO FLANGES



FL4985

NOTES: Isuzu Turbo Exhaust Flange (Bighorn)

FL4987

NOTES: Garrett T4 Exhaust Entry Flg - Offset Centre

FL4988

NOTES: TDØ4HL from Mitsubishi 4G61

FL4990

NOTES: T3 entry but with twin ports. Same as FL4090

FL4991

NOTES:

FL4992

NOTES: Series 5 RX7

FL4993

NOTES: T2 Turbo Inlet Flange

FL4994

NOTES: Toyota T28 FL4916 with smaller bolt holes.

FL4995

NOTES: GT45 Turbo entry flange. (ex Rotoma Import.)

FL4996

NOTES: T2 Turbo Inlet Flange.

FL4997

NOTES: RH36 Turbo Inlet Flange.

FL5114

NOTES: Subaru

FL5116

NOTES: Subaru 63mm Single Turbo

FL5117

NOTES: Subaru 76mm Single Turbo

FL5118

NOTES: Ford Falcon BA

FL5119

NOTES: Nissan

FL5120

NOTES: Mazda B6

FL5121

NOTES: Aftermarket Turbo. FL5915 External Wastegate

FL5122

NOTES: Mitsubishi Evo 4,5,6,7. (See FL5152, FL5153)

FL5124

NOTES: T3 + T4

TURBO FLANGES



FL5125

NOTES: F020 Legacy Single Turbo (76mm)

FL5126

NOTES: F02 Legacy Single Turbo 63mm

FL5127

NOTES: WRX 2003/04 Single 63mm

FL5128

NOTES: WRX 2003/04 76mm

FL5146

NOTES: Subaru pre Turbo Pipe

FL5147

NOTES: Nissan 200sx

FL5149

NOTES: Toyota SC12 Supercharger - Inlet

FL5150

NOTES: Toyota SC12 Supercharger - Outlet

FL5151

NOTES: FL5124 with 12mm holes

FL5152

NOTES: Mitsi Evo 4,5,6 Outlet (See FL5122, FL5153)

TURBO FLANGES

FL5153

NOTES: Same as FL5122 without Westgate Hole.

FL5901

NOTES: Mitsubishi TD06-4

FL5902

NOTES: Z28 Garrett

FL5903

NOTES: Mazda Series 5 RX7

FL5904

NOTES: Mazda Series 4 RX7

FL5908

NOTES: Mazda 12A Turbo Exit

FL5909

NOTES: T3 Exit Flange

FL5910

NOTES: SR20 DET

FL5911

NOTES: TG95 Turbo Exhaust Flange

FL5912

NOTES: FL5122 with 3" out - Custom Wastegate

TURBO FLANGES



FL5913

NOTES: Mazda GTR 1.8L DOHC Turbo Outlet

FL5914

NOTES: IHI Exhaust Turbo Exit Flange

FL5915

NOTES: FL5121 with 62mm Hole

FL5916

NOTES: Biagio T3/T4 Turbo Exit Flange

FL5917

NOTES: Turbo same as FL5121 with single hole.

FL5918

NOTES: Ford TRADER/ Mazda T3500 SL- T Turbo Exit Flange 1993

FL5919

NOTES: Subaru LEGACY GT twin scroll ceramic Turbo. (2004)

FL5921

NOTES: Subaru FL5117 but with no WASTEGATE Hole.

FL6001

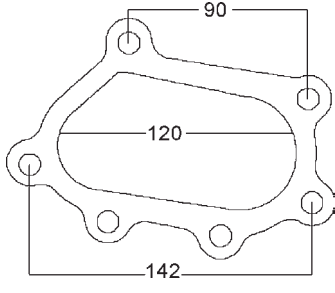
NOTES: R31, R32 Skyline/Cefiro

FL6002

NOTES: MR2/GT4

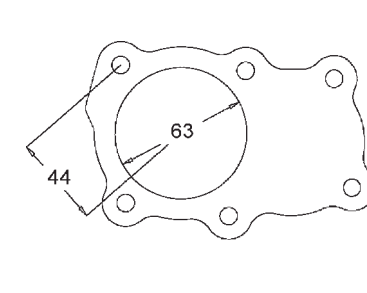
TURBO FLANGES

FL6003



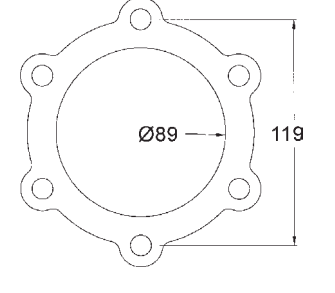
NOTES: Toyota Turbo Flange

FL6004



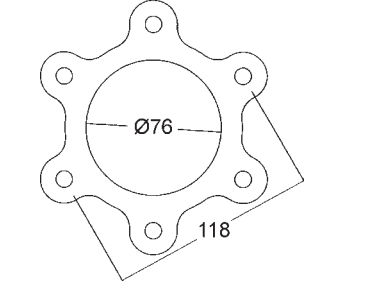
NOTES: R31 R32 Skyline Cefiro (FL6001 No Wastegate)

FL6005



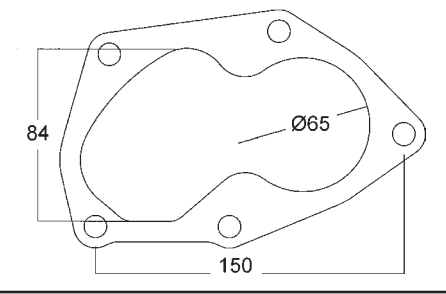
NOTES: Garrett TA4507 Turbo Exit Flange

FL6006



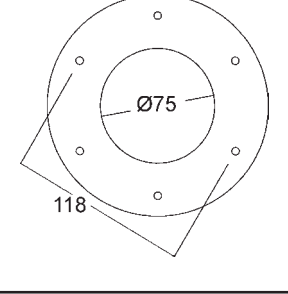
NOTES: Garrett 42 RA-47RS

FL6007



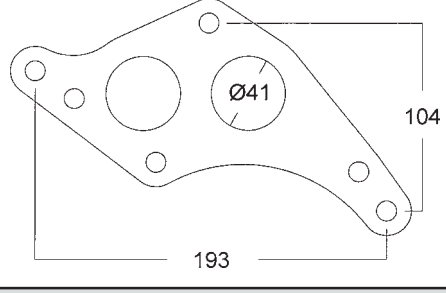
NOTES: Mitsubishi EVO 7 Turbo Outlet

FL6008



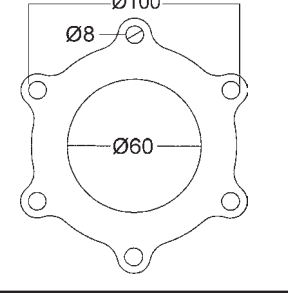
NOTES: T45 Exit Flange

FL6009



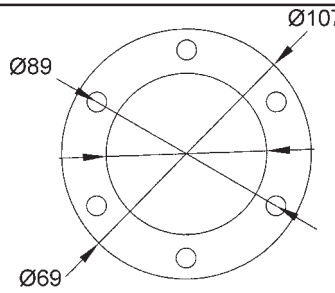
NOTES: IHI Exhaust Turbo Flange (Entry Flange)

FL6010



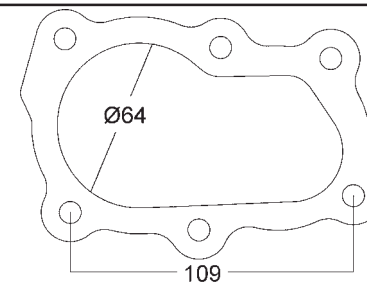
NOTES:

FL6011



NOTES:

FL6012



NOTES: FL6001 Modified for Single Port

FL2095

NOTES: Ford Falcon - with Mount Holes

FL2988

NOTES: Blanking Flange

FL3070

NOTES: Subaru 1.8, 2.2, 89 - 92

FL3072

NOTES:

FL3092

NOTES: Celica 3SGE Gen 3 Exhaust Flange

FL3100

NOTES: Holden Comm Con Flange

FL3101

NOTES: Falcon BA Flange

FL3102

NOTES: 350Z "Sunglass" twn Port Flange

FL3115

NOTES:

FL3157

NOTES: Honda Prelude Cat Converter - Entry Flange

FL3160

NOTES:

FL3161

NOTES: Toyota Hiace, Hilux

FL3181

NOTES: Accord Flange

FL3187

NOTES: BA0137 Ford Cosworth BDA

FL3189

NOTES: Mitsubishi Galant Rear Muffler Unit

FL3190

NOTES: Mitsubishi Lancer 92 on. 1.3/1.6L. For MU3020

FL3666

NOTES: RX7 Hdrs

FL3903

NOTES: 4G63 - Evo Engine/intake Water Housing Flg

FL3904

NOTES: Toyota Hiace 1982

FL3905

NOTES: Holden Comm V8 6.0 VZ

FL3911

NOTES: MG Cat Flanges

FL3914

NOTES: CT12B Exhaust Inlet

FL4013

NOTES: Lada '79-94, 1.2-1.6ltr F/pipe

FL4059

NOTES:

FL4141

NOTES: Honda - H22A Header Mount

FL4142

NOTES: Honda - H22A Header Collector

FL4148

NOTES: 4 Port Header Flange, 51mm holes

FL4897

NOTES: Header Tail Flange 5mm

FL4898

NOTES:

FL4899

NOTES:

FL4900

NOTES: Lada Samara

FL4943

NOTES: Mits GSR Lancer



INLET/THROTTLE BODY

